

How to use this on-line guide

The tools listed below can be used to navigate this on-line guide.

Index

Links

Text in red or blue indicates a link to another part of this guide. For example, clicking the text at left will take you back to the index.



Go Back

Clicking the Go Back button, which may be found in the tool bar at the top of this window, will take you back to the previous view.



Next Page

Click the Next Page button to go to the next page of the document.




Previous Page

Click the Previous Page button to view the preceding page of the document.




First Page

Click the First Page button to go directly to the beginning of a document.




Bookmarks

Some documents include a list of bookmarks (rather like a table of contents) displayed in a window on the left side of the screen. Clicking on a bookmark will take you to the beginning of the section it marks. Clicking on the triangle (▶) to the left of a bookmark will reveal more bookmarks that mark subsections within the same topic or chapter.




Continued

Clicking the Continued button will take you to the next page of a topic that spans more than one page. Click the Continued button below to read the next page of this guide.





Article Cursor

If you find this guide difficult to read at the default zoom ratio, you can page through the text at a higher magnification by clicking on the Hand button () in the tool bar and moving the cursor over the text you want to read. A down arrow will appear in the hand cursor. Clicking anywhere in the passage will magnify it to fill the viewing window. Click again anywhere in the window to move to the next part of the document.



Next Article Button

The end of each article is marked by the button shown at left. Clicking this button will take you to the beginning of the next article.

Window Menu

If the “Open Cross-Document Links in Same Window” option is not selected, you can change from one open manual to another by pulling down the **Window** menu and selecting the desired document. You can also return to the previous manual by clicking the current document’s close button. The “Open Cross-Document Links in Same Window” option can be accessed from Acrobat’s Preferences dialog. Click [here](#) to open the Preferences dialog and deselect this option.

[BACK TO INDEX](#)